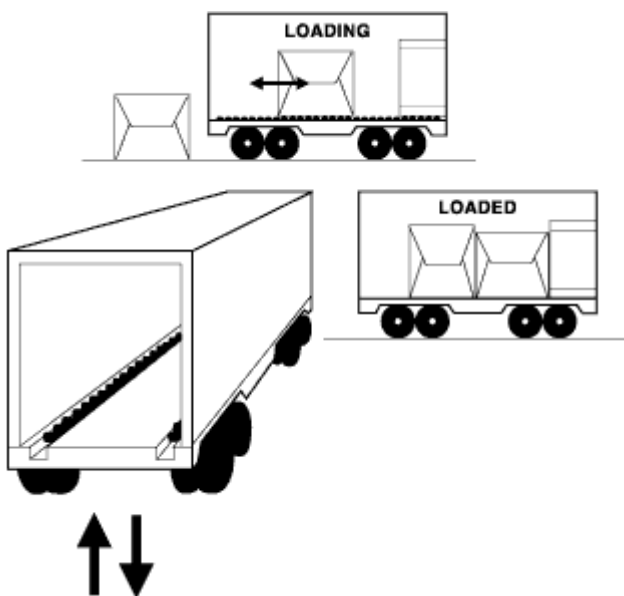


# MMH – Materials Flow Fact Sheets

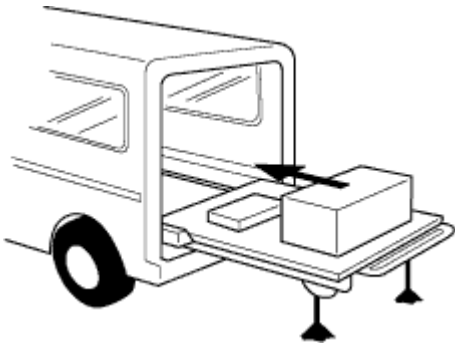


## WHAT CAN BE DONE TO REDUCE THE AMOUNT OF TIMES MATERIAL IS MOVED OR HANDLED?

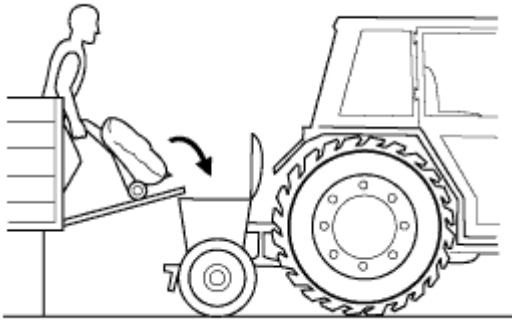
- Optimize the movement of materials to eliminate unnecessary manual handling steps. Options include:
  - Combining operation locations.
  - Shortening carrying distances.
  - Monitoring inventory so that stock is not moved more than necessary.
- Use conveyors, slides, or chutes to link workstations/storage areas or reduce carrying distance.
- Use an “air” table to help slide packages across a surface.
- Use vertical or horizontal carousels to rotate materials closer to the worker.
- Store materials close to where they are needed.
- Use rollers to eliminate manual lifting and carrying.
- Use floor rollers while loading or unloading trucks to reduce lifting.



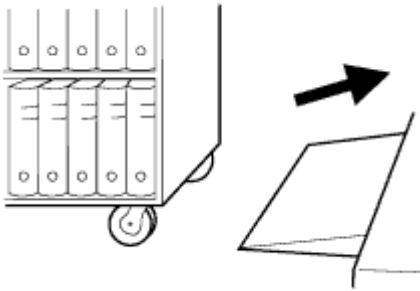
- Use a sliding bed while loading and unloading small trucks to avoid overreaching and carrying in an awkward position.



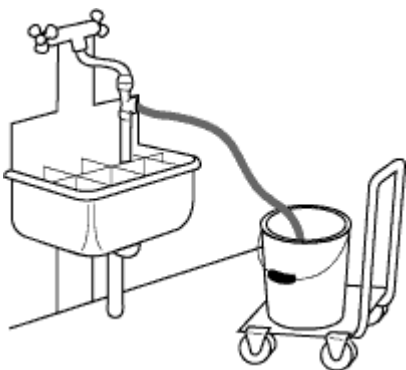
- Eliminate extra loading or unloading steps where possible.
- Unload as close as possible to the place where material will be needed.


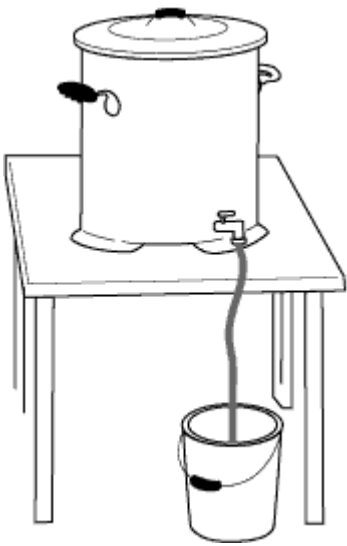


- Use ramps to avoid lifting and dragging over edges.



- Use containers that allow fluids to pour or empty without lifting the container.
- Use a siphon or pump to move liquids instead of lifting the container.






- Use a powered stair climber to reduce effort of carrying of loads, and reduce force needed to move loads up and down stairs.



- Use vacuum lift to eliminate manual lifting and carrying of large packages, containers, boxes and barrels.



Source: © Copyright 1997-2021 CCOHS